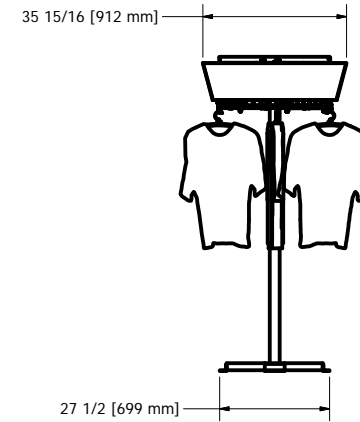
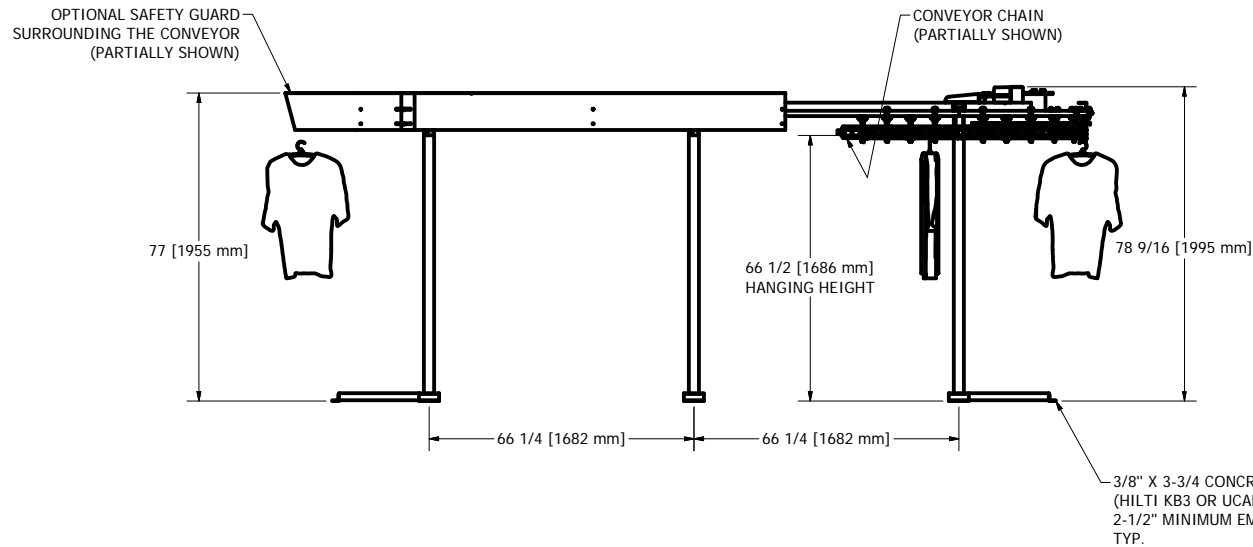
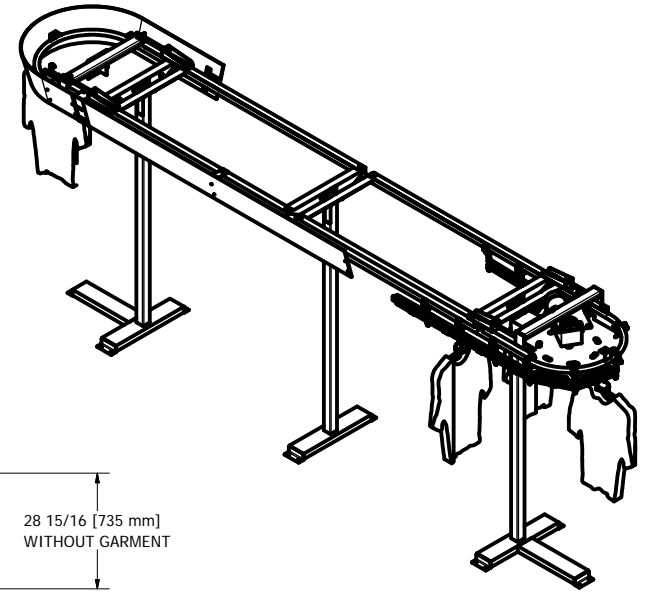
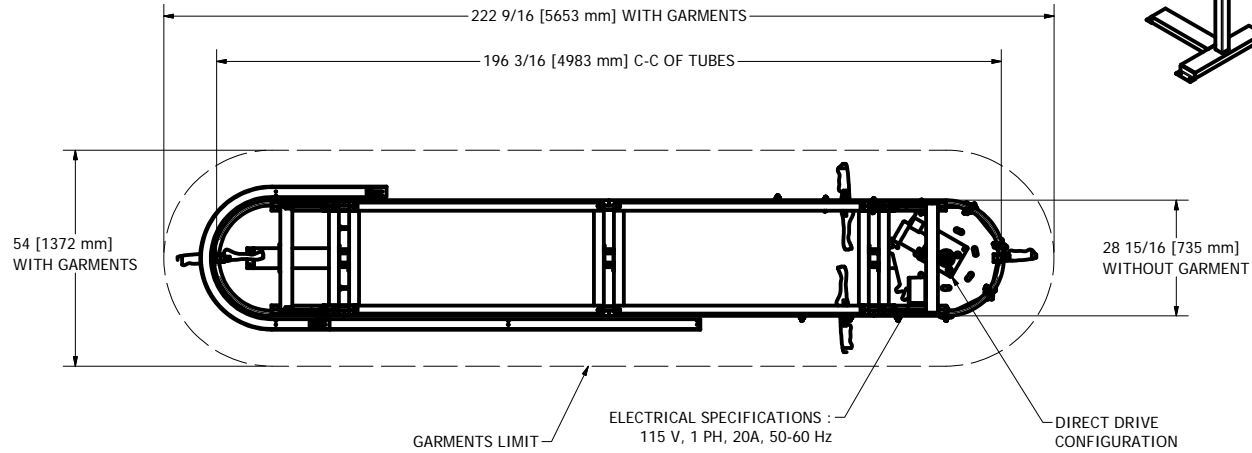


**GENERAL NOTES :**

CONVEYOR WEIGHT : 447 LB (without garment)  
 APPROX. STORAGE CAPACITY : 420 GARMENTS



3/8" X 3-3/4 CONCRETE WEDGE ANCHORS REQUIRED (HILTI KB3 OR UCAN WED OR EQUIVALENT), 2-1/2" MINIMUM EMBEDMENT, TYP.

DESIGN	DATE
F. ROULEAU	2008-08-21
DRAWN	DATE
F. ROULEAU	2010-01-11
CHECKED	DATE

www.planiform.com	
TITLE	
GARMENT CONVEYOR	
SIZE	DWG NO
C	NPF-350
SCALE	REV
1/2" = 1'-0"	

GENERAL TOLERANCES	
.X	+/- .030
.XX	+/- .010
.XXX	+/- .005
FRACTION	+/- 1/16

