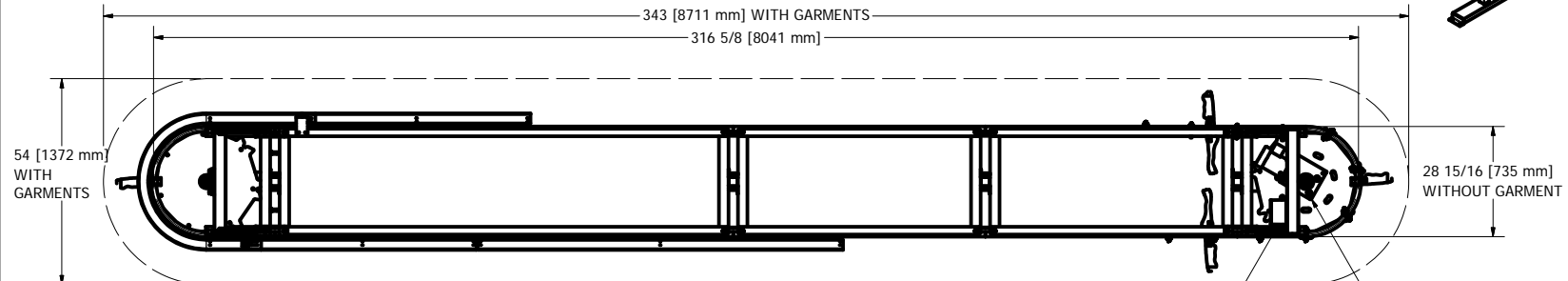
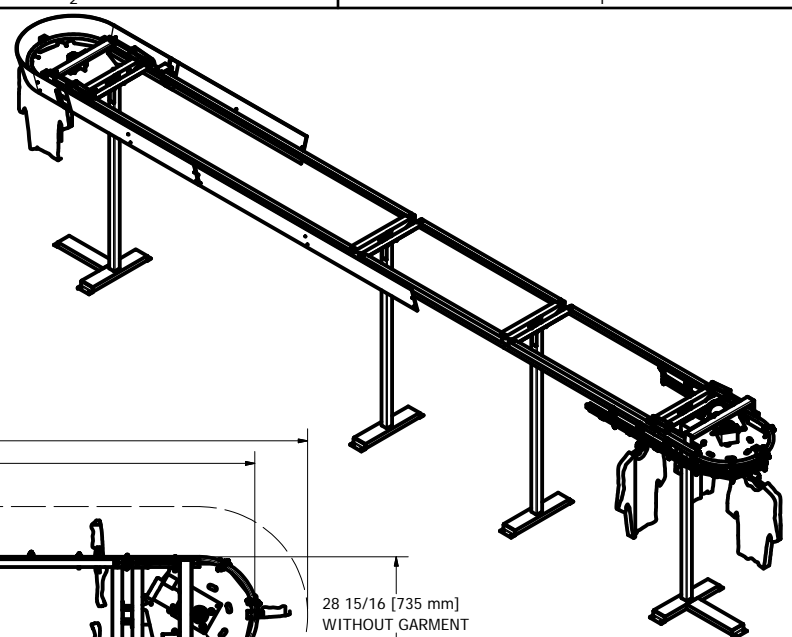


GENERAL NOTES :

CONVEYOR WEIGHT : 655 LB (without garment)
 APPROX. STORAGE CAPACITY : 660 GARMENTS



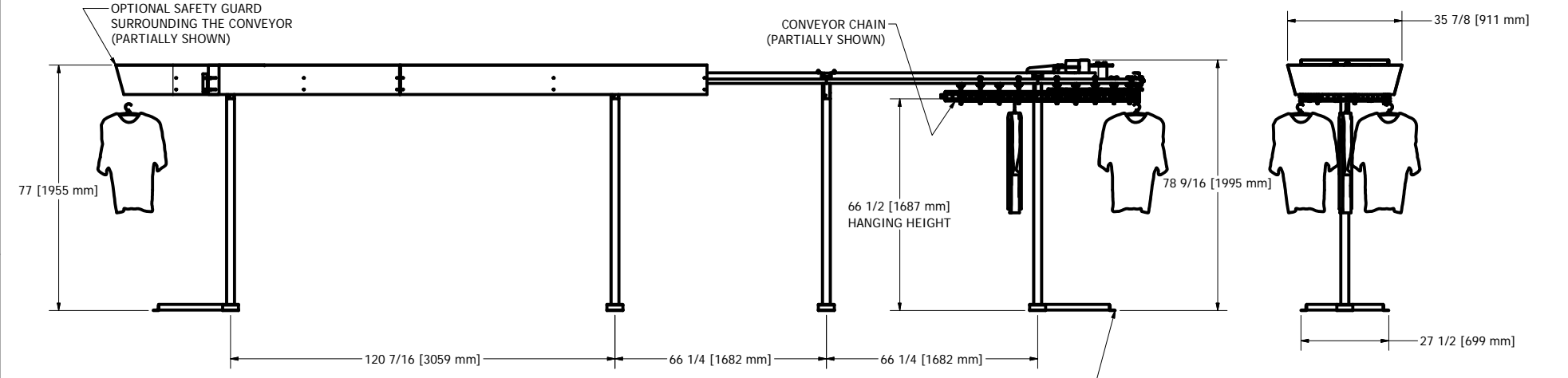
GARMENTS LIMIT

ELECTRICAL SPECIFICATIONS :
 115 V, 1 PH, 20A, 50-60 Hz

DIRECT DRIVE CONFIGURATION

OPTIONAL SAFETY GUARD SURROUNDING THE CONVEYOR (PARTIALLY SHOWN)

CONVEYOR CHAIN (PARTIALLY SHOWN)



3/8" X 3-3/4 CONCRETE WEDGE ANCHORS REQUIRED (HILTI KB3 OR UCAN WED OR EQUIVALENT), 2-1/2" MINIMUM EMBEDMENT, TYP.

DESIGN	DATE
F. ROULEAU	1/14/2010
DRAWN	DATE
S. ROUS.-L.	1/14/2010
CHECKED	DATE
GENERAL TOLERANCES	
.X	+/- .030
.XX	+/- .010
.XXX	+/- .005
FRACTION	+/- 1/16

Planiform
 Conveyors

www.planiform.com

TITLE
GARMENT CONVEYOR

SIZE	DWG NO	SCALE	REV
C	NPF-550	1/2" = 1'-0"	