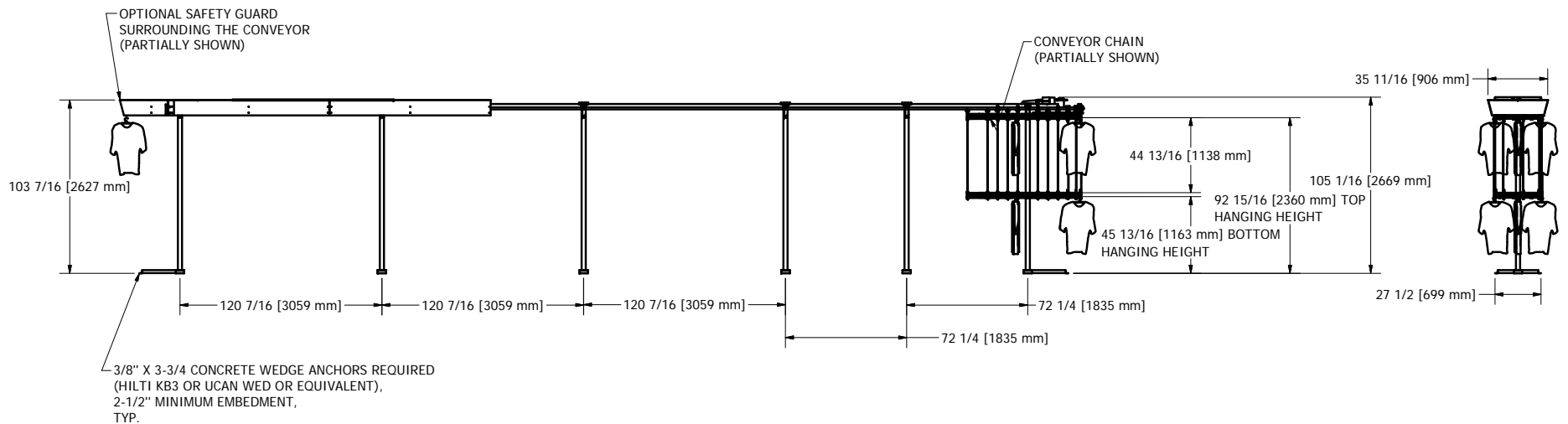
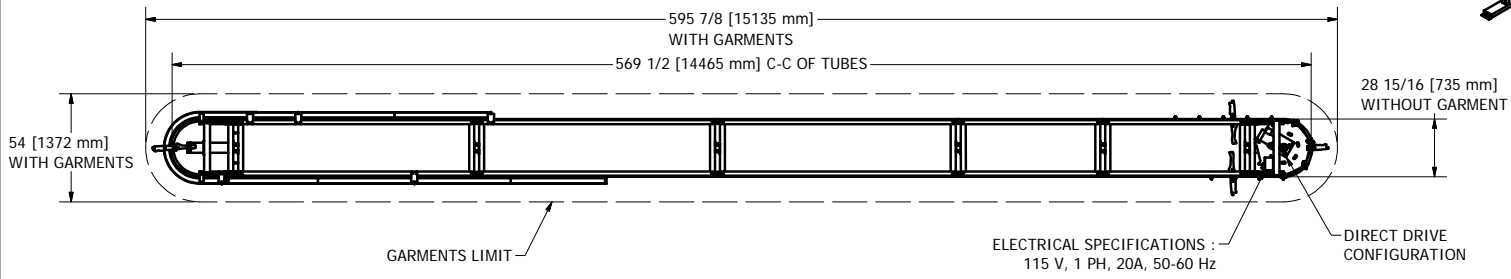
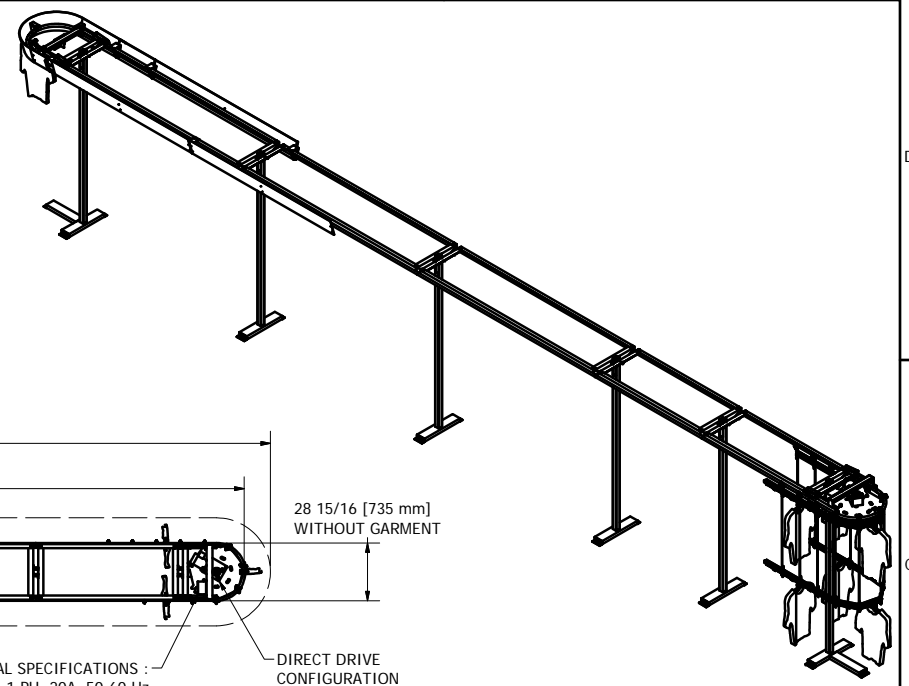


**GENERAL NOTES :**

CONVEYOR WEIGHT : 1130 LB (without garment)  
 APPROX. STORAGE CAPACITY : 2328 GARMENTS  
**BRACING REQUIRED**



OPTIONAL SAFETY GUARD SURROUNDING THE CONVEYOR (PARTIALLY SHOWN)

CONVEYOR CHAIN (PARTIALLY SHOWN)

3/8" X 3-3/4 CONCRETE WEDGE ANCHORS REQUIRED (HILTI KB3 OR UCAN WED OR EQUIVALENT), 2-1/2" MINIMUM EMBEDMENT, TYP.

DESIGN F. ROULEAU	DATE 1/27/2010
DRAWN S. ROUS.-L.	DATE 1/29/2010
CHECKED	DATE
GENERAL TOLERANCES	
.X	+/- .030
.XX	+/- .010
.XXX	+/- .005
FRACTION	+/- 1/16

**Planiform**  
Conveyors

www.planiform.com

TITLE  
**GARMENT CONVEYOR**

SIZE C	DWG NO NPF-970-DD	SCALE 1/4" = 1'-0"	REV
-----------	----------------------	-----------------------	-----